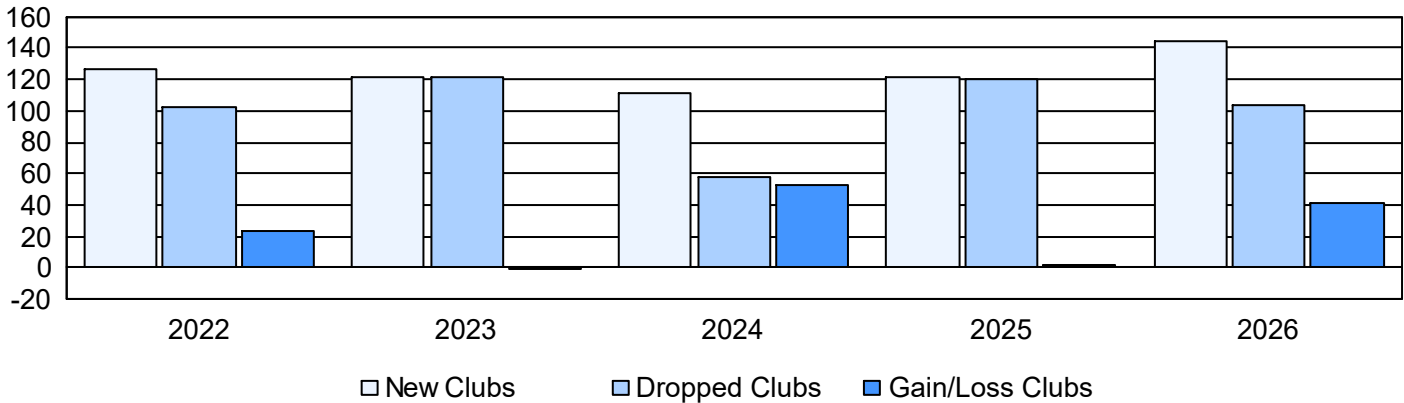
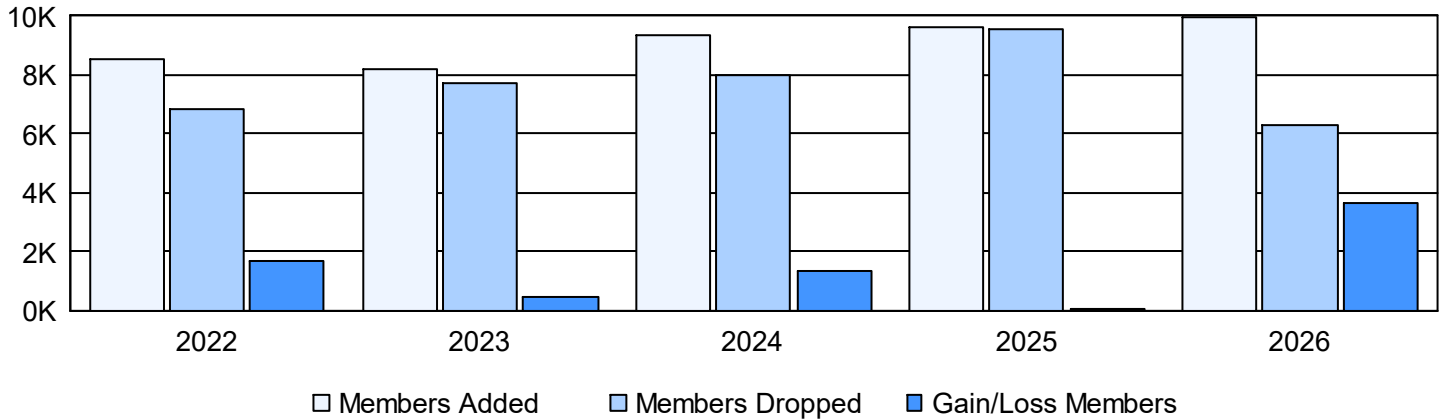


Year	New Clubs	Dropped Clubs	Gain/ Loss Clubs	New Members	Charter Members	Reinstate Members	Transfer Members	Total Member Added	Total Members Dropped	Gain/ Loss Members
2021-2022	126	103	23	4,680	3,294	456	87	8,517	6,814	1,703
2022-2023	121	122	-1	4,505	3,052	512	106	8,175	7,734	441
2023-2024	111	58	53	5,521	2,789	811	244	9,365	8,025	1,340
2024-2025	122	120	2	5,158	2,671	977	810	9,616	9,562	54
2025-2026	145	104	41	5,713	3,210	636	379	9,938	6,294	3,644
Average	125	101	24	5,115	3,003	678	325	9,122	7,686	1,436

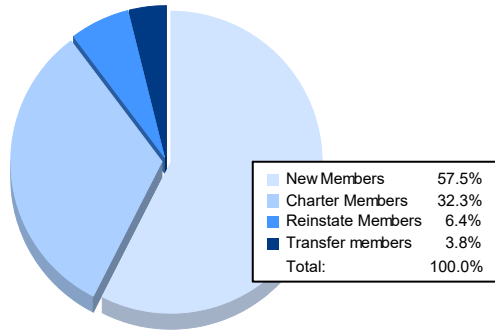
Clubs



Members



Membership Composition April 2026 Cumulative



Gender Composition April 2026 Cumulative

